

TOTALES POR GERENCIA REGIONAL

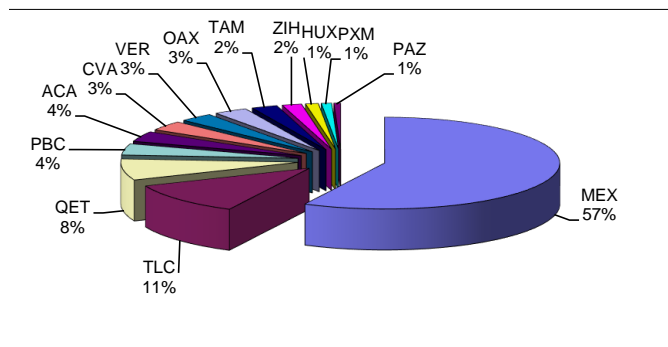
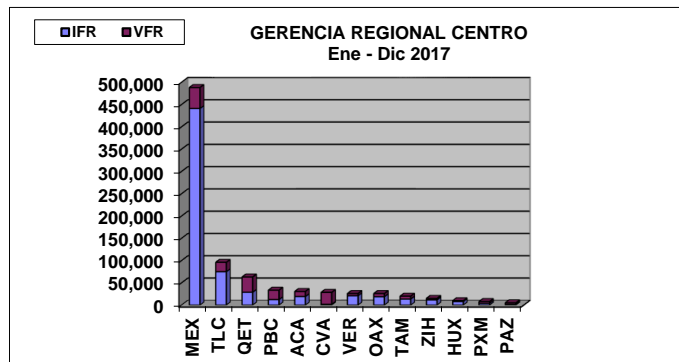
Ene -Dic 2017

		ESTACION	IFR	VFR	TOTAL	
CENTRO	ACA	ACAPULCO	19,294	11,319	30,613	
	CVA	CUERNAVACA	1,843	26,729	28,572	
	HUX	HUATULCO	8,036	1,876	9,912	
	MEX	MÉXICO	441,078	47,019	488,097	
	OAX	OAXACA	18,901	7,073	25,974	
	PAZ	POZA RICA	1,890	3,364	5,254	
	PBC	PUEBLA	12,412	21,060	33,472	
	PXM	PUERTO ESCONDIDO	3,954	4,065	8,019	
	QET	QUERETARO	28,982	34,095	63,077	
	TAM	TAMPICO	13,657	6,402	20,059	
	TLC	TOLUCA	74,963	21,024	95,987	
	VER	VERACRUZ	21,012	4,981	25,993	
	ZIH	ZIHUATANEJO	11,749	3,313	15,062	850,091
NORESTE	ADN	AEROPUERTO DEL NORTE	25,926	20,494	46,420	
	CJS	CD. JUAREZ	16,220	2,447	18,667	
	CUU	CHIHUAHUA	22,933	11,588	34,521	
	CVM	CD. VICTORIA	4,350	3,727	8,077	
	MAM	MATAMOROS	6,951	4,361	11,312	
	MTY	MONTERREY	128,383	3,316	131,699	
	NLD	NUEVO LAREDO	6,544	1,859	8,403	
	REX	REYNOSA	15,191	6,415	21,606	
	TRC	TORREON	12,801	3,962	16,763	297,468
NOROESTE	CEN	CD. OBREGON	6,272	9,737	16,009	
	CSL	CABO SAN LUCAS	6,955	3,710	10,665	
	CUL	CULIACAN	21,535	18,738	40,273	
	DGO	DURANGO	7,976	8,102	16,078	
	GYM	GUAYMAS	864	4,847	5,711	
	HMO	HERMOSILLO	25,294	14,239	39,533	
	LAP	LA PAZ	16,192	13,004	29,196	
	LTO	LORETO	2,002	3,380	5,382	
	LMM	LOS MOCHIS	7,042	9,347	16,389	
	MZT	MAZATLAN	31,062	9,626	40,688	
	MXL	MEXICALI	7,781	4,911	12,692	
	PPE	PUERTO PEÑASCO	350	3,732	4,082	
	SJD	SAN JOSE DEL CABO	49,132	810	49,942	
TJ	TIJUANA	55,801	4,883	60,684	347,324	
SURESTE	CME	CD. DEL CARMEN	5,903	27,904	33,807	
	CPE	CAMPECHE	3,896	1,957	5,853	
	CTM	CHETUMAL	4,092	2,291	6,383	
	CUN	CANCUN	172,867	8,253	181,120	
	CZA	CHICHEN ITZA	107	849	956	
	CZM	COZUMEL	8,344	10,706	19,050	
	PQE	PALENQUE	315	432	747	
	MID	MÉRIDA	31,263	7,294	38,557	
	MTT	MINATITLAN	3,729	2,944	6,673	
	TAP	TAPACHULA	5,014	6,698	11,712	
	TGZ	TUXTLA GUTIERREZ	15,940	6,082	22,022	
VSA	VILLAHERMOSA	18,995	3,267	22,262	349,142	
OCCIDENTE	AGU	AGUASCALIENTES	13,723	2,443	16,166	
	BJX	BAJIO (LEON)	30,561	3,635	34,196	
	COL	COLIMA	3,460	3,292	6,752	
	GDL	GUADALAJARA	132,648	23,106	155,754	
	MLM	MORELIA	10,599	10,818	21,417	
	PVR	PUERTO VALLARTA	48,525	5,238	53,763	
	SLP	SAN LUIS POTOSI	19,098	4,750	23,848	
	TNY	TEPIC	3,525	4,760	8,285	
	UPN	URUAPAN	1,468	4,483	5,951	
	ZCL	ZACATECAS	5,519	1,741	7,260	
	ZLO	MANZANILLO	4,828	1,981	6,809	340,201
SVL	MID	76,118	939	77,057	77,057	
TOTAL					2,261,283	

GERENCIA REGIONAL CENTRO

Ene -Dic 2017

	ESTACION	IFR	VFR	TOTAL	
CENTRO	MEX	MÉXICO	441,078	47,019	488,097
	TLC	TOLUCA	74,963	21,024	95,987
	QET	QUERETARO	28,982	34,095	63,077
	PBC	PUEBLA	12,412	21,060	33,472
	ACA	ACAPULCO	19,294	11,319	30,613
	CVA	CUERNAVACA	1,843	26,729	28,572
	VER	VERACRUZ	21,012	4,981	25,993
	OAX	OAXACA	18,901	7,073	25,974
	TAM	TAMPICO	13,657	6,402	20,059
	ZIH	ZIHUATANEJO	11,749	3,313	15,062
	HUX	HUATULCO	8,036	1,876	9,912
	PXM	PUERTO ESCONDIDO	3,954	4,065	8,019
	PAZ	POZA RICA	1,890	3,364	5,254
					850,091



Abreviaturas

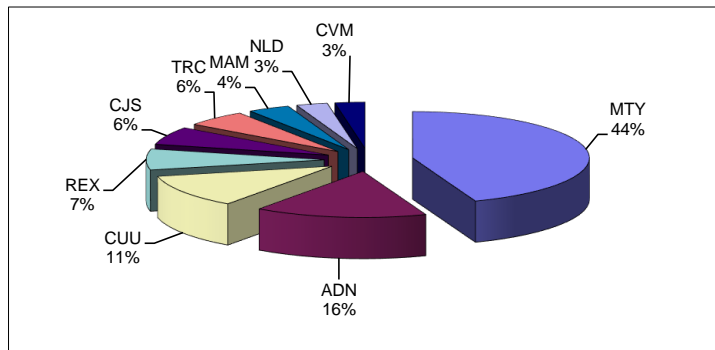
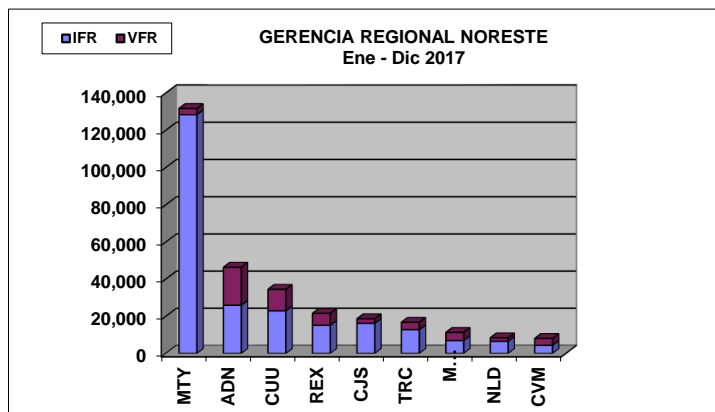
IFR
VFR

Reglas de Vuelo por Instrumento
Reglas de Vuelo Visual

GERENCIA REGIONAL NORESTE

Ene - Dic 2017

	ESTACION	IFR	VFR	TOTAL	
NORESTE	MTY MONTERREY	128,383	3,316	131,699	
	ADN AEROPUERTO DEL NORTE	25,926	20,494	46,420	
	CUU CHIHUAHUA	22,933	11,588	34,521	
	REX REYNOSA	15,191	6,415	21,606	
	CJS CD. JUAREZ	16,220	2,447	18,667	
	TRC TORREON	12,801	3,962	16,763	
	MAM MATAMOROS	6,951	4,361	11,312	
	NLD NUEVO LAREDO	6,544	1,859	8,403	
	CVM CD. VICTORIA	4,350	3,727	8,077	297,468



Abreviaturas

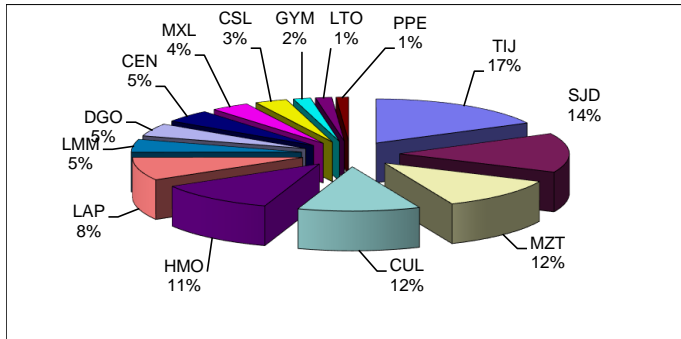
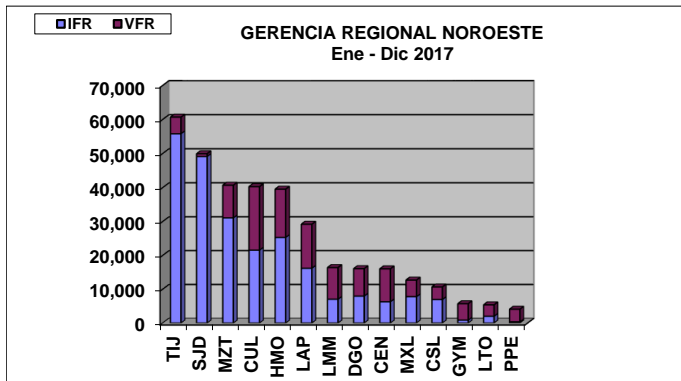
IFR
VFR

Reglas de Vuelo por Instrumento
Reglas de Vuelo Visual

GERENCIA REGIONAL NOROESTE

Ene -Dic 2017

	ESTACION	IFR	VFR	TOTAL		
NOROESTE	TIJ	TIJUANA	55,801	4,883	60,684	
	SJD	SAN JOSE DEL CABO	49,132	810	49,942	
	MZT	MAZATLAN	31,062	9,626	40,688	
	CUL	CULIACAN	21,535	18,738	40,273	
	HMO	HERMOSILLO	25,294	14,239	39,533	
	LAP	LA PAZ	16,192	13,004	29,196	
	LMM	LOS MOCHIS	7,042	9,347	16,389	
	DGO	DURANGO	7,976	8,102	16,078	
	CEN	CD. OBREGON	6,272	9,737	16,009	
	MXL	MEXICALI	7,781	4,911	12,692	
	CSL	CABO SAN LUCAS	6,955	3,710	10,665	
	GYM	GUAYMAS	864	4,847	5,711	
	LTO	LORETO	2,002	3,380	5,382	
	PPE	PUERTO PEÑASCO	350	3,732	4,082	
						347,324



Abreviaturas

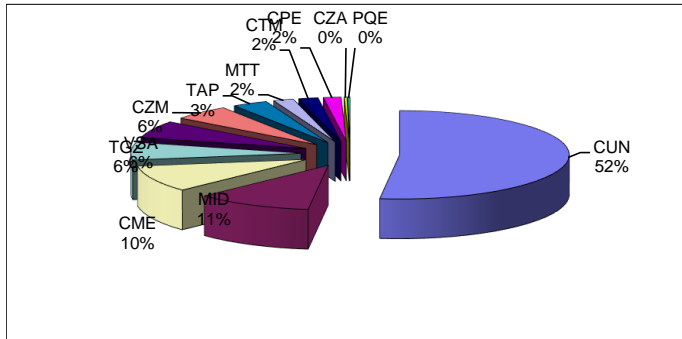
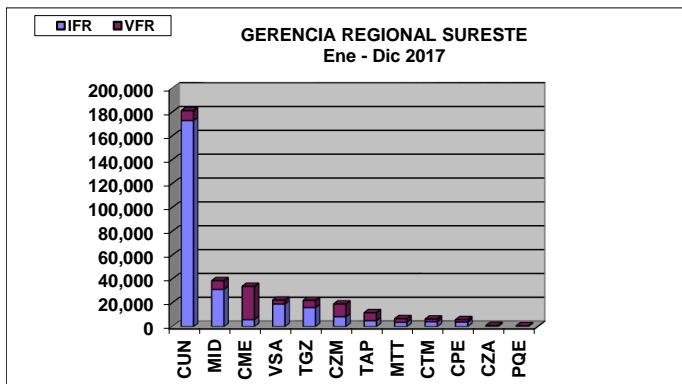
IFR
VFR

Reglas de Vuelo por Instrumento
Reglas de Vuelo Visual

GERENCIA REGIONAL SURESTE

Ene - Dic 2017

		ESTACION	IFR	VFR	TOTAL
SURESTE	CUN	CANCUN	172,867	8,253	181,120
	MID	MÉRIDA	31,263	7,294	38,557
	CME	CD. DEL CARMEN	5,903	27,904	33,807
	VSA	VILLAHERMOSA	18,995	3,267	22,262
	TGZ	TUXTLA GUTIERREZ	15,940	6,082	22,022
	CZM	COZUMEL	8,344	10,706	19,050
	TAP	TAPACHULA	5,014	6,698	11,712
	MTT	MINATITLAN	3,729	2,944	6,673
	CTM	CHETUMAL	4,092	2,291	6,383
	CPE	CAMPECHE	3,896	1,957	5,853
	CZA	CHICHEN ITZA	107	849	956
	PQE	PALENQUE	315	432	747
					349,142



Abreviaturas

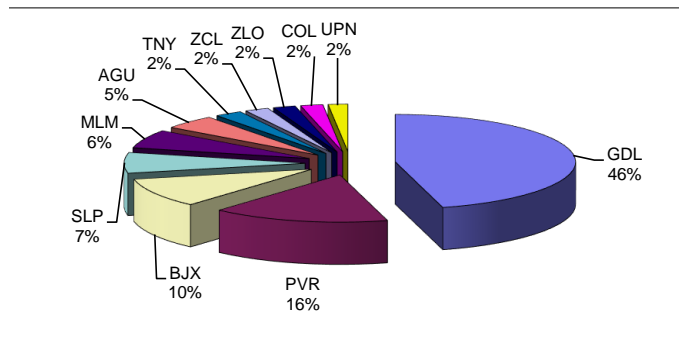
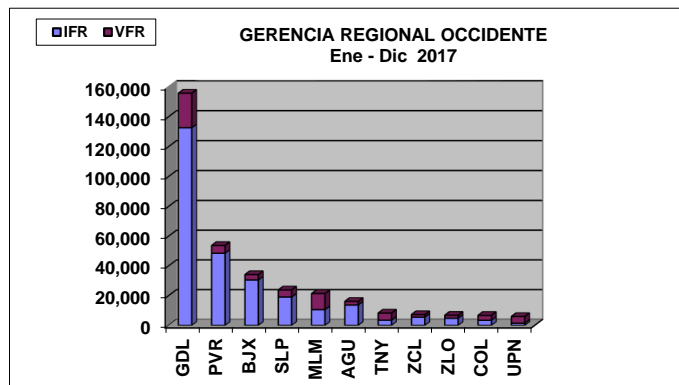
IFR
VFR

Reglas de Vuelo por Instrumento
Reglas de Vuelo Visual

GERENCIA REGIONAL OCCIDENTE

Ene -Dic 2017

	ESTACION	IFR	VFR	TOTAL	
OCCIDENTE	GDL GUADALAJARA	132,648	23,106	155,754	
	PVR PUERTO VALLARTA	48,525	5,238	53,763	
	BJX BAJIO (LEON)	30,561	3,635	34,196	
	SLP SAN LUIS POTOSI	19,098	4,750	23,848	
	MLM MORELIA	10,599	10,818	21,417	
	AGU AGUASCALIENTES	13,723	2,443	16,166	
	TNY TEPIC	3,525	4,760	8,285	
	ZCL ZACATECAS	5,519	1,741	7,260	
	ZLO MANZANILLO	4,828	1,981	6,809	
	COL COLIMA	3,460	3,292	6,752	
UPN URUAPAN	1,468	4,483	5,951	340,201	



Abreviaturas

IFR
VFR

Reglas de Vuelo por Instrumento
Reglas de Vuelo Visual